



**CARTELL CHEMICAL COMPANY, LTD**

No.18 Cheng Gong Street, Min-Shyong Industrial Park  
Chia-Yi Hsien, 621 Taiwan

TEL:886-5-220-3715 FAX:886-5-220-3720 E-MAIL [sales@mxbon.com](mailto:sales@mxbon.com)

## PRODUCT TECHNICAL DATA SHEET

### MXBON® 606

#### *Surface Insensitive*

#### 1. PRODUCT DESCRIPTION

**MXBON® 606** is a low viscosity, fast curing single component Cyanoacrylate Adhesive. It is specifically formulated for the assembly of difficult to bond substrates, particularly suitable for bonding plastic or rubber parts, where very fast fixturing is required. **MXBON® 606** is a one-component, solvent-free system and does not require the use of a catalyst, heat or clamps. When a thin layer of **MXBON® 606** applied between two surfaces comes into contact with atmospheric moisture, a rapid polymerization occurs producing the ultimate bond.

#### 2. TYPICAL PROPERTIES OF UNCURED MATERIAL

Base	Ethyl Cyanoacrylate
Color	Transparent, colorless to yellowish liquid
Specific Gravity @ 25°C	1.05
Refractive Index (n D <sup>20</sup> )	1.439
Flash Point	See MSDS
Vapor Pressure (hPa)	< 1
Viscosity (cP) , 25°C	15 – 40
Shelf life 2-8°C	12 months

#### 3. CURING PERFORMANCE

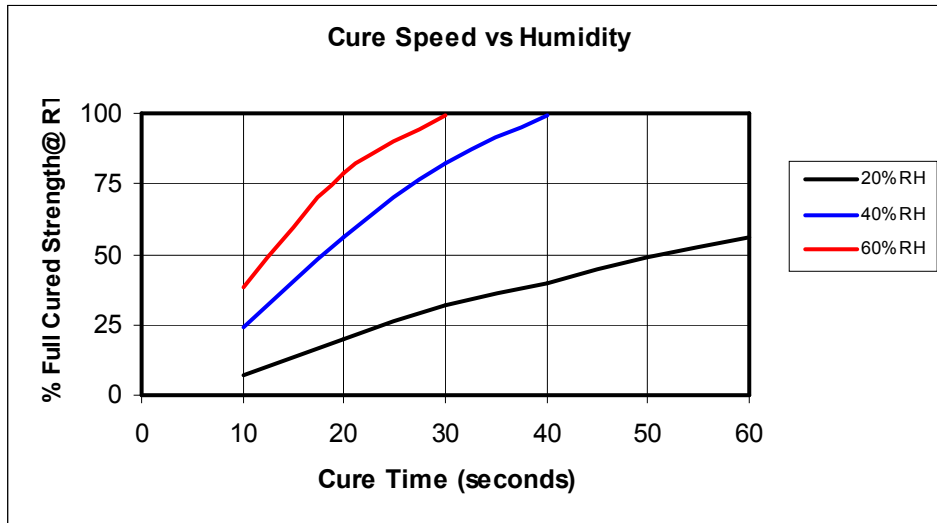
There are many factors that can influence the rate of cure. These include: the types of substrate used, the condition of the surface to be bonded, the smoothness of the surface, the closeness of the surfaces, the atmospheric conditions etc.

##### Cure Speed / substrate

Steel to Steel	10 – 20 seconds
Stainless Steel	45 – 55 seconds
Aluminum	2 – 10 seconds
Zinc plated	30 – 90 seconds
ABS to ABS	4 – 6 seconds
ABS to NBR	3 – 5 seconds
ABS to Wood	5 – 10 seconds
NBR to NBR	3 – 5 seconds
Polycarbonate	15 – 50 seconds

## Cure Speed / Humidity

The following graph shows the tensile strength developed at different levels of humidity.



## Cure Speed / Bond Gap

The rate of cure depends on the bond-gap. A smaller bond-gap results in faster cure speeds.

## 4. TYPICAL PROPERTIES OF CURED MATERIAL

<b>Physical Properties</b>	
Coefficient of Thermal Expansion ( $K^{-1}$ )	$80 \times 10^{-6}$
Coefficient of Thermal Conductivity (W/m.K)	0.10
Glass Transition Temperature	120°C
<b>Electrical Properties</b>	
Volume Resistivity ( $\Omega \cdot \text{cm}$ )	$1 \times 10^{16}$
Surface Resistivity ( $\Omega$ )	$1 \times 10^{16}$
Dielectric Constant @ 10 kHz	2.75
Dielectric Dissipation Factor @ 10 kHz	<0.02
Dielectric Breakdown Strength (kV/mm)	25

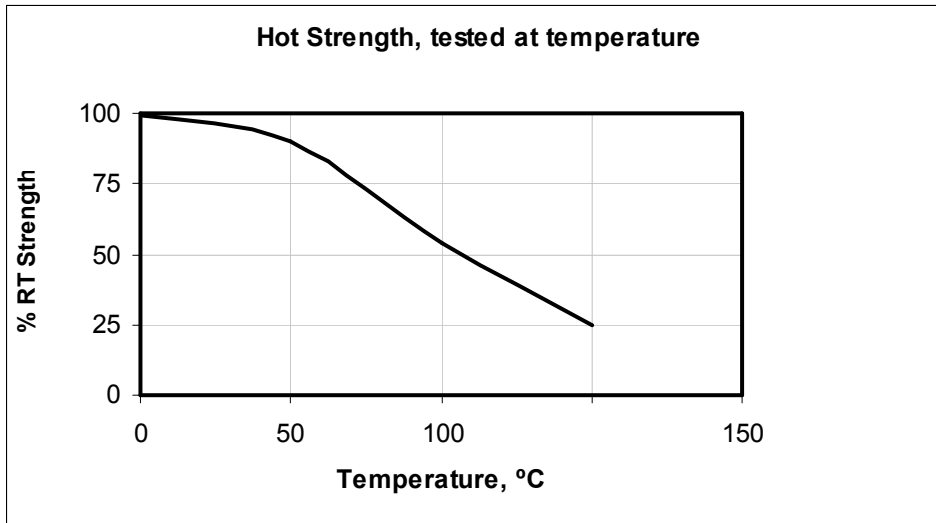
## 5. ADHESIVE PERFORMANCE

After 24 hours at 25°C.

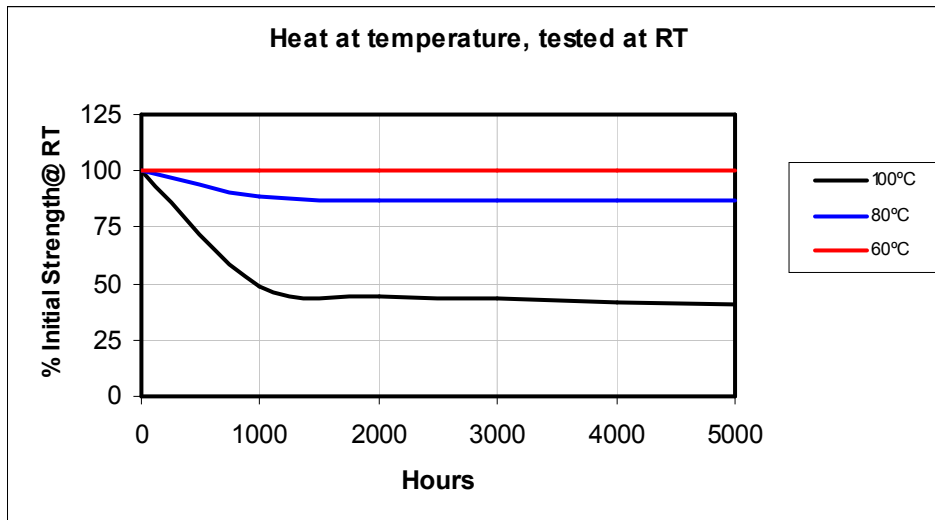
<b>Tensile Strength</b>	
Steel	190 – 210 Kg/ cm <sup>2</sup>
Stainless Steel	160 – 180 Kg/ cm <sup>2</sup>
Aluminum	170 – 190 Kg/ cm <sup>2</sup>
Copper	150 – 170 Kg/ cm <sup>2</sup>
PVC	40 – 60 Kg/ cm <sup>2</sup>
ABS	50 – 70 Kg/ cm <sup>2</sup>
Polycarbonate	80 – 120 Kg/ cm <sup>2</sup>
Polystyrene	30 – 45 Kg/ cm <sup>2</sup>
NBR	5 – 9 Kg/ cm <sup>2</sup>
SBR	5 – 10 Kg/ cm <sup>2</sup>

## TYPICAL ENVIRONMENTAL RESISTANCE

### Hot Strength:



### Heat Aging:



## 6. DIRECTIONS FOR USE

1. Make sure the surfaces to be bonded are clean and dry (preferable to solvent-wipe plastics, glass, and rubber, and to acid-treat metals).
2. Dispense a drop or drops to one surface only. Apply only enough to leave a thin film after compression.
3. Press parts together and hold firmly for a few seconds. Good contact is essential. An adequate bond develops in less than one minute. (Maximum strength is achieved in 24 to 48 hours).
4. Wipe off excess adhesive from the top of the container and recap **MXBON® 606** if left uncapped, may deteriorate by contamination from moisture in the air.
5. Because **MXBON® 606** condenses by polymerization, sometimes whitening will occur on the surface of the container or the bonded materials. Should this happen, wipe surfaces well with acetone.

## 7. HANDLING AND STORAGE

**Storage:** Keep products in the unopened container in a cool and dry location. Best when stored at 2 to 8°C. Temperatures less than 2°C can adversely affect product properties. Do Not Freeze. Keep container tightly closed until ready for use.

**Handling:** Material removed from containers may be contaminated during use. Do not pour back any product to the original container. Misuse of product will void all warranties.

## 8. PRECAUTIONS

1. Use with proper ventilation. Avoid contact with skin and eyes.
2. If contact with skin occurs, rinse with warm water or dissolve gradually with solvent such as acetone, or nitromethane.  
Do not try to remove forcibly.
3. If adhesive gets into eye, keep eye open and rinse thoroughly. Seek medical attention immediately.
4. Keep well out of reach of children.
5. Keep adhesive in a cool, dry place 20-25°C (68-77°F). For long-term storage, refrigeration (2°C or 35°F) is recommended.

Disclaimer: The data contained herein are furnished for informational purposes only and are believed to be reliable. However, Cartell Chemical Adhesive Company Limited does not assume responsibility for any results obtained by persons over whose methods Cartell Chemical Company Limited has no control. It is the user's responsibility to determine the suitability of Cartell Chemical's products or any production methods mentioned herein for a particular purpose, and to adopt such precautions as may be advisable for the protection of property and persons against any hazards that may be involved in the handling and use of any Cartell Chemical Company Ltd's products. Cartell Chemical Company Limited specifically disclaims all warranties express or implied, including warranties of salability and suitability for a particular purpose arising from sale or use of Cartell Chemical Company Ltd's products. Cartell Chemical further disclaims any liability for consequential or incremental damages of any kind including lost profits.

Revision Date: July, 25<sup>th</sup>, 2013

Revision: 0006